Recalcitrant Warty Erythroderma With Severe Pruritus

Gil Yosipovitch
Professor & Chair
Department of Dermatology
& Itch Center
Temple
University

DISCLOSURE OF RELEVANT RELATIONSHIPS WITH INDUSTRY

Gil Yosipovitch, MD

- Advisory Boards: Cosmoderm, Creabilis, Trevi, Velocity, Pfizer
- Consultant: Eli Lilly, Cosmoderm, Allergen, Tioga Celgene LEO
- Funded:, GSK, LEO Foundation

Medical History

A 46 yr old African American male 8-year history of extensive malodorous, symmetric verrucous itchy plaques manifesting as erythroderma

- Itch VAS 9 out of 10
- Works in the meat department at Walmart
- Cannot Sleep due to itch
- No previous dermatologic disease in childhood or congenital Ichtyosis

Medical History

- Mild symmetric joint pain ankles and hips no swelling
- Loss of appetite and mild weight loss
- PMH of colon cancer 2 years ago fully resected
- No diarrhea, bloody stools

Previous Work Up Diagnosis and Management

- Previous biopsies Verruca and prurigo nodularis
- Treated with high potency topical steroids
- Wet wraps with minimal improvement

Biopsies

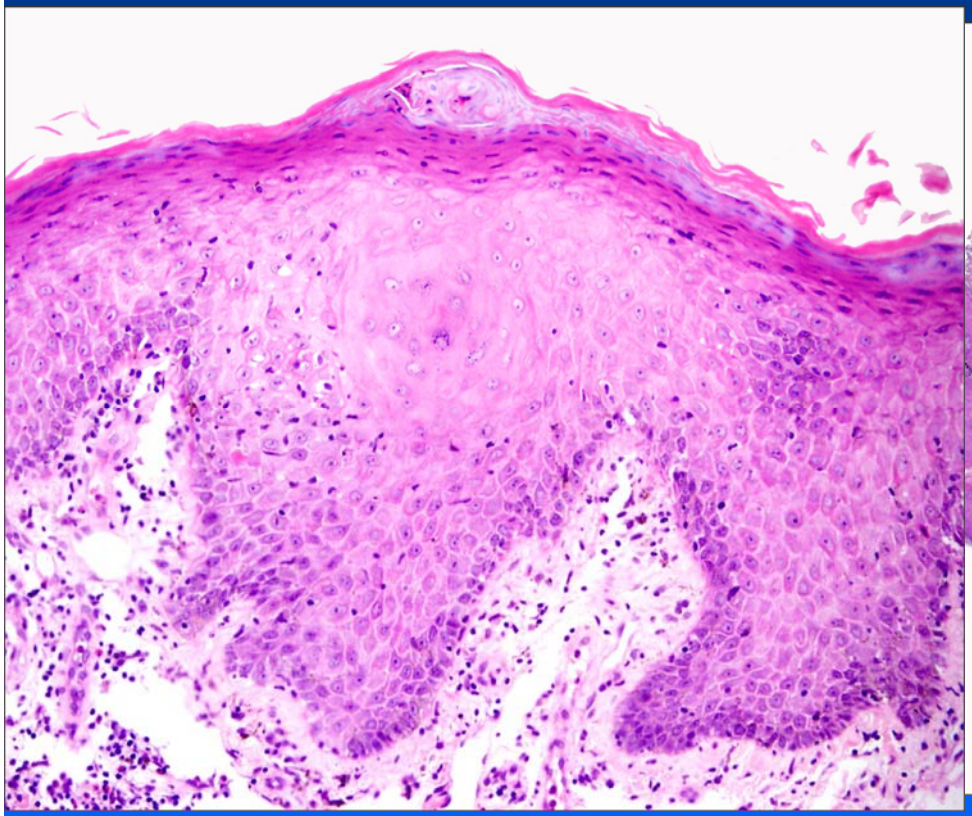

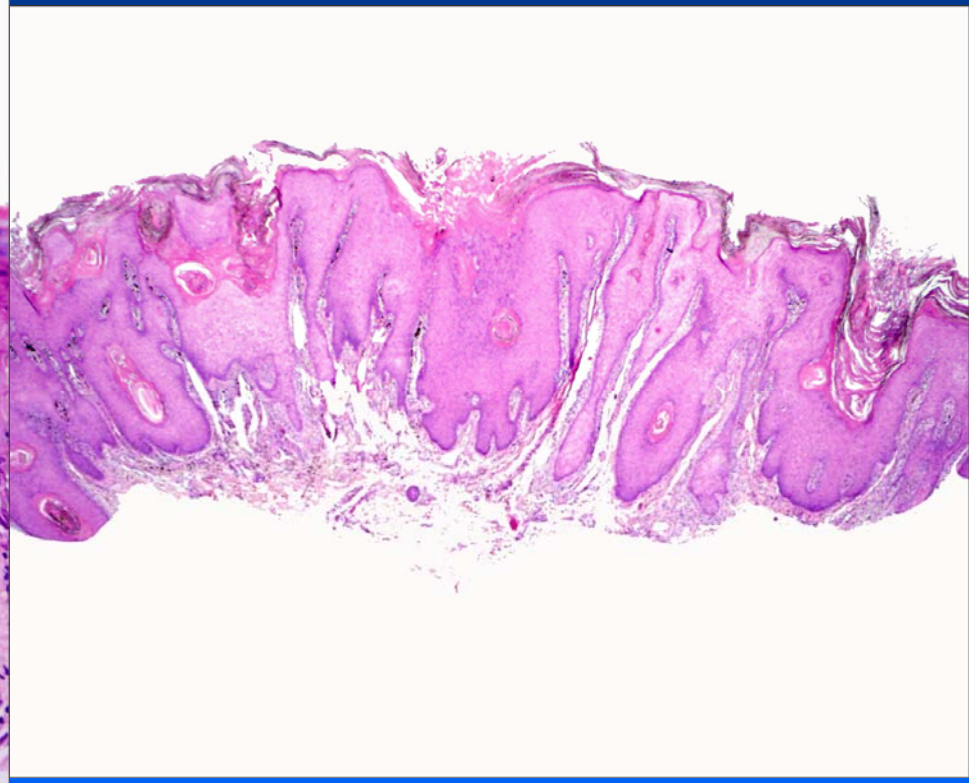

Erythroderma

- Exfoliative dermatitis (ED) :scaling erythematous dermatitis involving 90% or more of the cutaneous surface.

.

Initial Working Diagnosis

- CTCL erythroderma
- Paraneopalstic erythroderma with acquired icthyosis
- Pityriasis rubra pilaris
- Darier disease
- Verrucous carcinoma

Common Causes of ER-IDSCALP

- Idiopathic - 30%
- Drug allergy - 28%
- Seborrheic dermatitis – HIV 2%
- Contact dermatitis - 3%
- Atopic dermatitis - 10%
- Lymphoma and leukemia - 14%
- Psoriasis - 8%
- Paraneoplastic

Work Up

- Normal CBC, CMP
- HPV PCR negative
- CTCL negative for Gene cell rearrangement
- CT chest and abdomen negative
- GI work up negative including colonoscopy and gastroscopy
- HIV-negative

What is Your Diagnosis ?

- Verrucous psoriasis- erythrodermic form
- First reported in Japan in 1994
- Additional cases in US
- Usually responds to acitretin
- DD: Verruca, Verruca carcinoma

Nakamura et al. J Dermatol 1994, Khalil Am J Derm Dematopathol 2005

Treatments

- Topical keratolytics with high potency topical
- Steroids- minimal effect
- Acitretin 50 Mg daily no response after 3 months
- MTX up 10 15 mg /weekly no effect for 3 months
- Biologics: etanercept 50 mg weekly for 4 months
- Adalimumab 40 mg every 2 weeks for 3 months
- Infliximab 5mg/kg every 6 weeks for 2months developed AGEP

Treatments for Nocturnal itch

- Mirtazapine 15mg improved nocturnal itch from VAS9 – VAS 4.
- Patient could sleep 8 hours at night
- However erythroderma and warty plaques had not improved

Our Next step

Ustekinumab 45 mg every 12 weeks with significant improvement after 6 weeks

Psoriasis and Itch

- 70% pts with extensive psoriasis itch
- NPF member survey , itch was the second most common symptom, in 79 %
- Recent data 97% of Pts have itch
- 43% of pts state Itching the main problem

Br J Dermatol 2001
Arch Dermatol 2001
JAAD 2013
JAAD 2014

Psoriasis and Itch

- Itch extends beyond the area of rash
- No relation with PASI and itch
- Impairs sleep and mood
- Psoriatics reported higher embarrassment associated with itch
- Aggravated by dry skin, sweat.
- More itch in groin and buttocks and scalp
- Associated with genital itch in women
- Itch responds well to biologics faster than the resolution of lesions

Yosipovitch Br J Dermatol 2001
Oneill et al. Acta Dermato Venereol June 2011Gottlieb et al. JAAD 2010
Gottlieb et al. JAAD 2010

Management of Psoriatic Itch Using Biologics

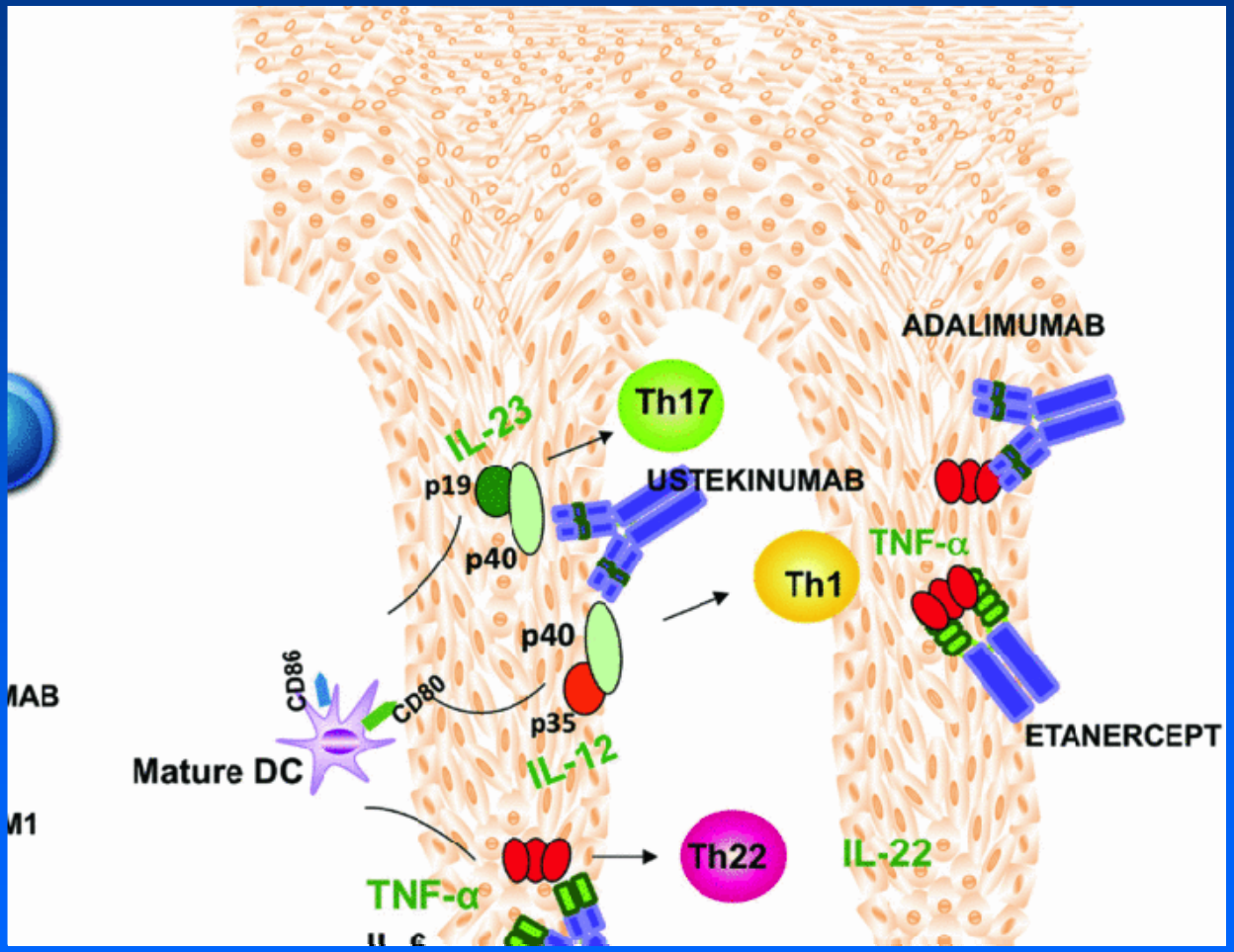

ESTEEM 1: Apremilast for Pruritus Through Week 32[a,b]

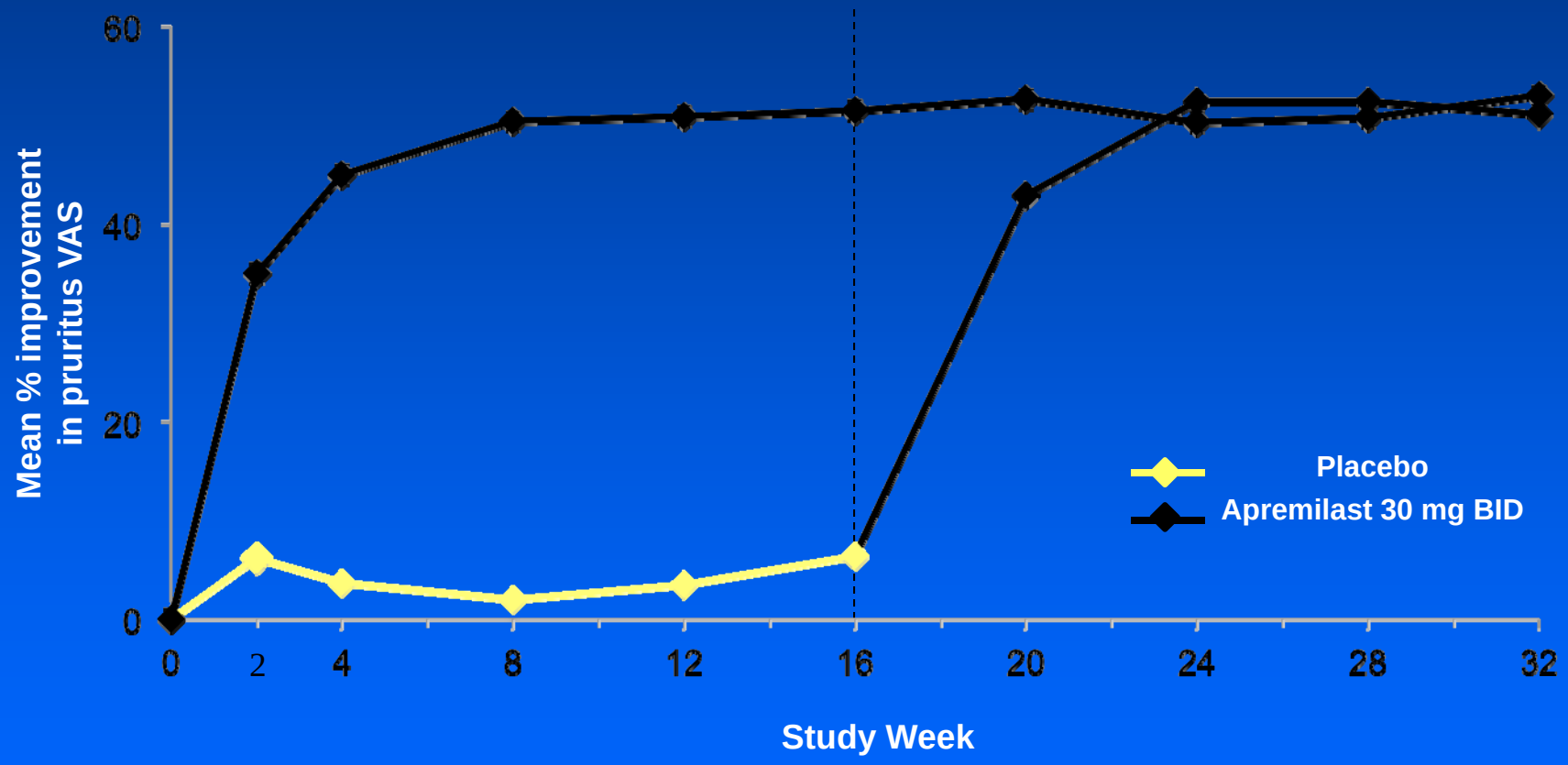

[a]DAO, FAS.

[b]VAS scores range from 0-100 mm where higher scores correspond with greater severity of pruritus (itch).

Data on File, Celgene.

Management of Psoriasis Itch with Topicals Targeting NGF Receptor

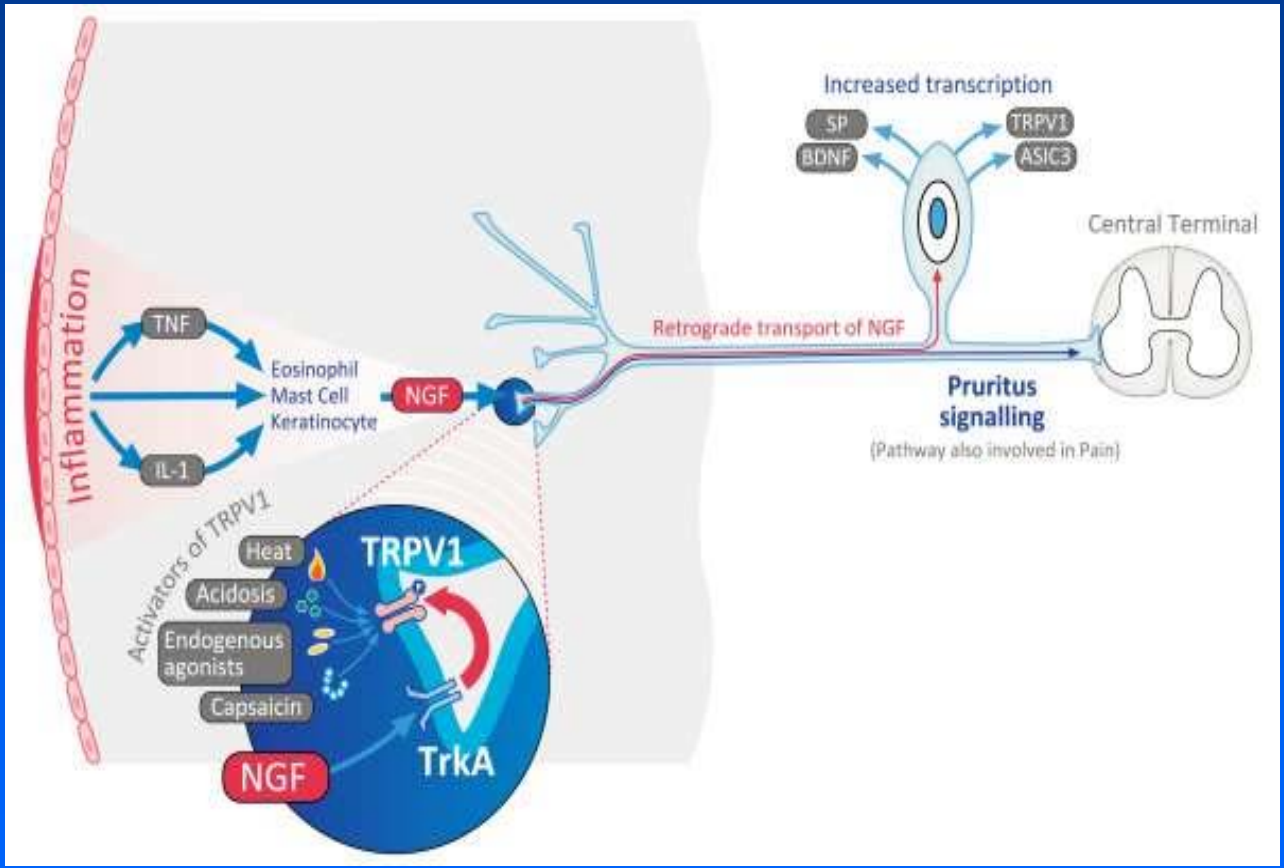

Overview of role of TrkA in the pruritic pathway

CT327 Phase 2b clinical data in Psoriasis *Acta Derm 2015*
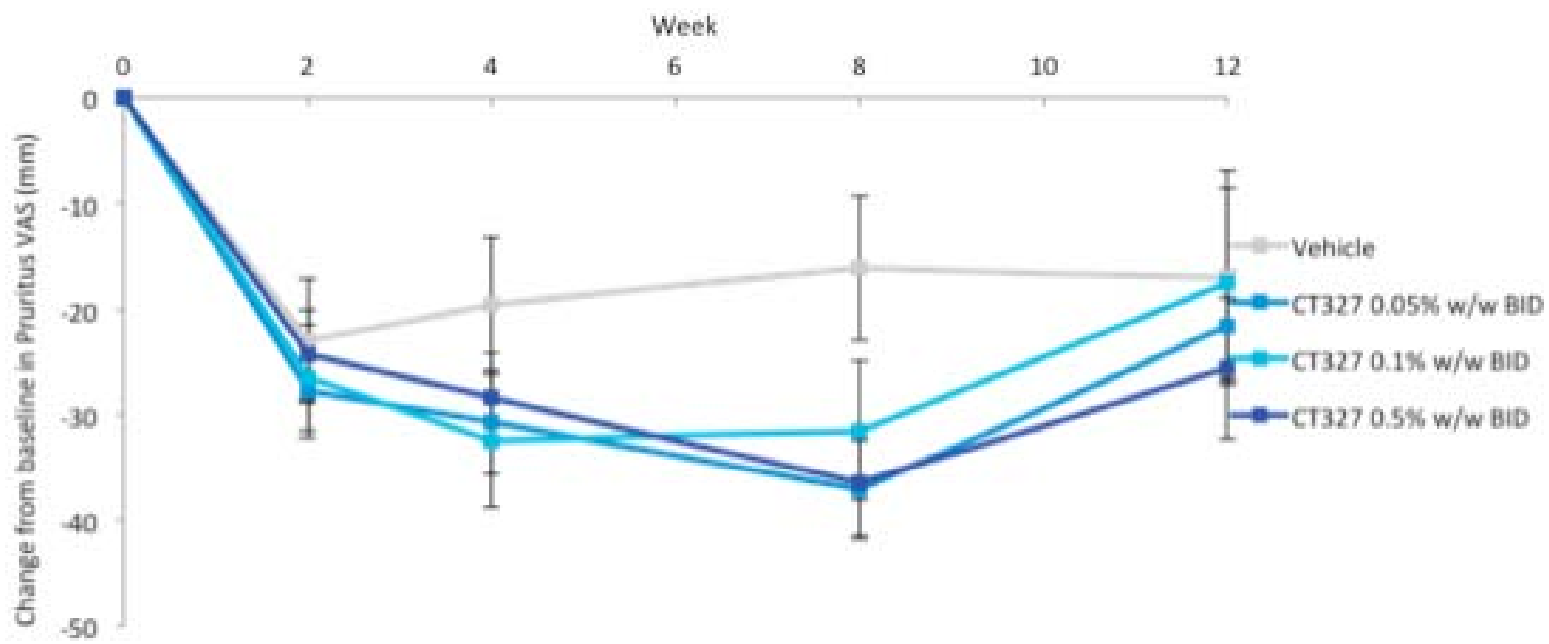
- 160 adult patients with at least mild psoriasis (up to 10% BSA)
- CT327 0.05%, 0.1%, 0.5% w/w and vehicle ointment *bid* for 8 weeks
- Study end-points
  - Pruritus VAS - substantial clinically and statistically significant reduction in VAS (up to 60%) in 108 patients with at least moderate pruritus at baseline ('Pruritic Patients')